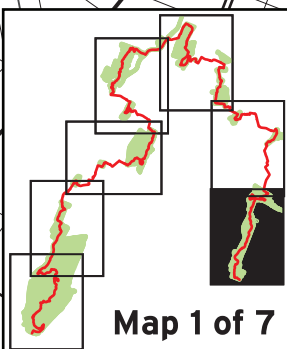
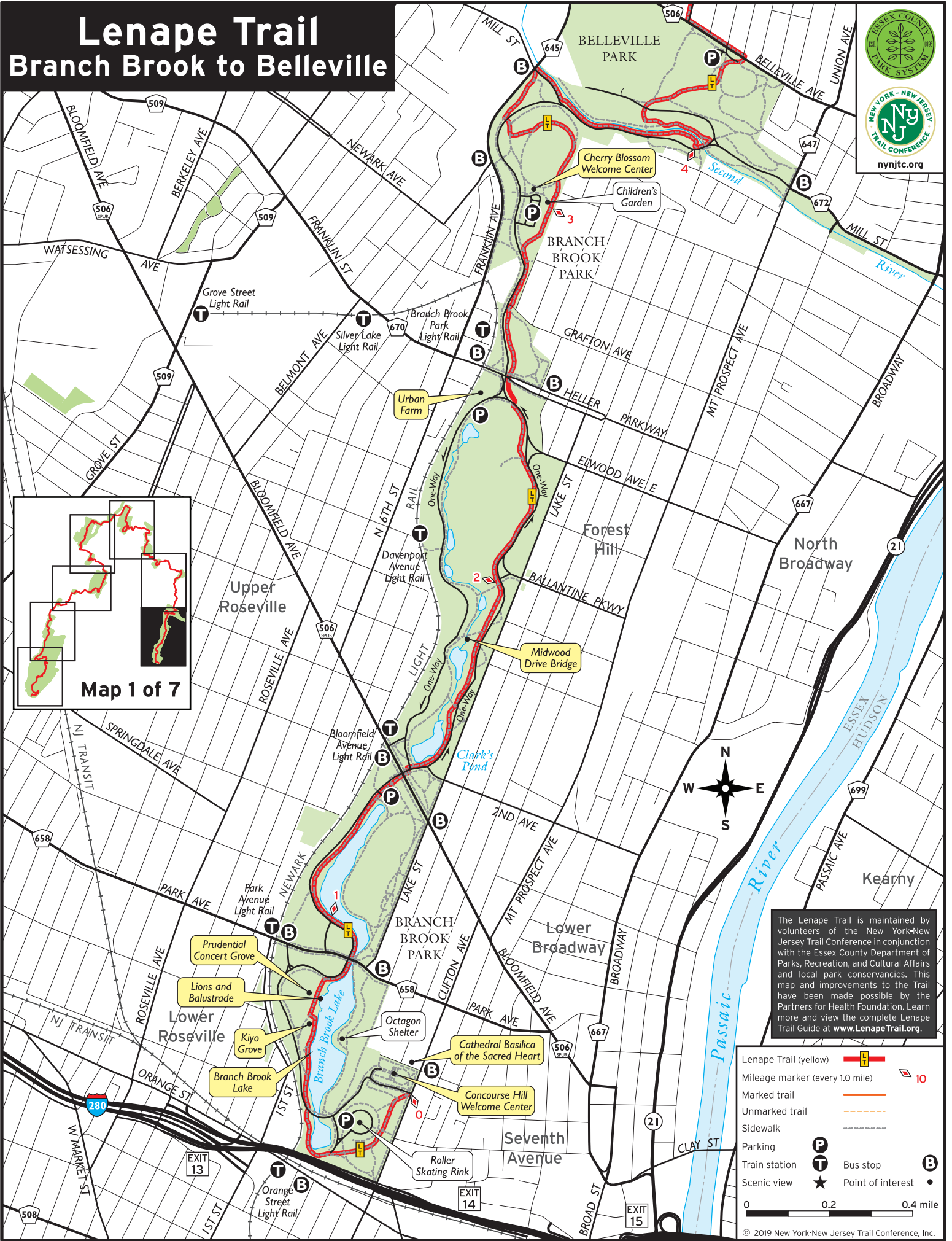


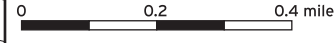
Lenape Trail

Branch Brook to Belleville



The Lenape Trail is maintained by volunteers of the New York-New Jersey Trail Conference in conjunction with the Essex County Department of Parks, Recreation, and Cultural Affairs and local park conservancies. This map and improvements to the Trail have been made possible by the Partners for Health Foundation. Learn more and view the complete Lenape Trail Guide at www.LenapeTrail.org.

- Lenape Trail (yellow)
- Mileage marker (every 1.0 mile)
- Marked trail
- Unmarked trail
- Sidewalk
- Parking
- Train station
- Bus stop
- Scenic view
- Point of interest



Map 1

Branch Brook Park to Belleville Park

The eastern end of the Lenape Trail starts near the Concourse Hill Welcome Center and heads north through Branch Brook Park, largely along sidewalks and paved paths. It continues along sidewalks into Belleville Park before reaching Belleville Avenue, where it turns left onto road sidewalks.

Points of Interest:

Cathedral Basilica of the Sacred Heart: The fifth-largest cathedral in North America, the Cathedral is the seat of the Roman Catholic Archdiocese of Newark. Designed in the French Gothic Revival style, construction on the Cathedral began in 1899 and was finished in 1954.

Concourse Hill Welcome Center: Built on one of the highest points in the City of Newark, the Center was designed as an overlook with sweeping views of New York City and Newark, an open-air pavilion, and beautiful gardens featuring various ecotypes seen throughout the Essex County Parks.

Branch Brook Lake: In the early 19th century, there were extensive sandstone quarries in this area that provided the region with "brownstone." The lake was formed when the quarries were exhausted and was the source of Newark's drinking water until the middle of the 19th century. The Olmsted Brothers design called for the lake shoreline to have both natural-looking and man-made shapes. Home to catfish and carp, it is also stocked with bass and trout. In the Middle Division north of Park Avenue, the lake has several small islands that attract migrating birds and aquatic wild fowl, such as egrets and herons.

Kiyofumi Sakaguchi Memorial Grove (Kiyo Grove): Named after Kiyofumi Sakaguchi, a former president and CEO of Prudential, this grove provides spring displays of daffodils, flowering shrubs, and flowering cherry trees.

Prudential Concert Grove and Pavilions: The Concert Grove, shaped as an amphitheater, is the site of open-air concerts and cultural events. The pavilions were designed by architects Ely and Ely, designers of Newark City Hall, and were erected in 1921. Extensive restorations in 2011 re-created the historic wooden trellises with concrete columns made to resemble the original tree trunks. Recent additions to the Concert Grove are the bronze sculpture bust of composer Felix Mendelssohn, originally donated to the park in 1904, and the bust of Frederick Law Olmsted.

Lions and Balustrade: Crafted by famed sculptor Karl Bitter around 1892, the limestone lions stood at Prudential's Newark headquarters until 1959, when they were donated to the park. The balustrade was designed by Carrère and Hastings, one of the outstanding Beaux-Arts architecture firms in the United States.

Midwood Drive Bridge: Designed by the Olmsted Brothers firm, this rustic fieldstone bridge was constructed around 1900 from locally-gathered stones. It is one of two very wide bridges in the area that originally contained roadways connecting the east and west park drives, and one of several stone bridges in the Northern Division between Bloomfield Avenue and Heller Parkway.

Urban Farm Greenhouses: This self-sustaining venture of Essex County, Branch Brook Park Alliance, and Essex County College trains students in food production and distribution while providing fresh, nutritious food to surrounding communities.

Cherry Blossom Welcome Center: Every spring, over 100,000 visitors from all around the world come to see the flowering cherry trees. The first ornamental cherry trees in the park were planted in 1928. Now there are over 5,000 trees, the largest collection of these trees in one location in the United States. Planted throughout the Park, the largest numbers of cherry trees are in the Southern Division and north of the Welcome Center along the Second River and into Belleville Park.

The Welcome Center offers restroom facilities open to the public during operating hours.



Partners for Health
FOUNDATION

This map and improvements to the Lenape Trail have been made possible by the Partners for Health Foundation.